



PORT NOLA
THE PORT OF NEW ORLEANS

**CREATING JOBS,
DRIVING THE ECONOMY**

The Port of New Orleans' latest economic impact report confirms Port NOLA is a major economic driver that generates a wide range of well-paying jobs and supports a stable, diverse and strong economy. This data-driven analysis quantifies the value of our working waterfront and underscores the value of continued investment in maritime assets throughout our jurisdiction.

Each of Port NOLA's four lines of business – cargo, rail, industrial real estate and cruise – helps drive economic opportunity. Our bustling wharves connect Jefferson, New Orleans and St. Bernard Parishes with international ports on six continents and serve a growing number of international and domestic cruise lines. Our New Orleans Public Belt shortline railroad provides intermodal service via 24/7 access to six Class I railroads and destinations around the country; our 1,000+ acres of industrial real estate provide opportunities for warehousing and value-added activity that further benefit the region.

An economic impact report is, at heart, a jobs report. Our maritime and related logistics jobs go beyond the industry as employees and vendors buy goods from regional businesses and pay taxes. Naturally, our cruise passengers stay in regional hotels, eat in regional restaurants, and visit regional attractions. And our cruise line partners purchase supplies from regional businesses.

Although this economic impact report includes new data, it actually captures the past. The maritime industry is changing quickly with technological advances that provide greater efficiency throughout the supply chain as well as increased pressure for quick delivery of goods. Our strategic master plan forecasts significant growth and outlines incentives to increase our economic impact.

We look to the future with great optimism and confidence that we are positioning ourselves well. Every day, we are working to fully realize the region's potential, on and off port property and throughout the jurisdiction. To accomplish this, we are working with our regional partners to attract new freight-related jobs to the maritime industry and our state's manufacturing, agriculture and logistics industries. In the meantime, thank you for your support for the Port of New Orleans.

Here's to continued success for all of us.

Brandy D. Christian

Brandy D. Christian
President & CEO



SNAPSHOT

Port NOLA generates \$100 million in revenue annually through our **four lines of business**. As a self-sustaining political subdivision of the State of Louisiana, the Port receives zero tax dollars.



PORT NOLA
THE PORT OF NEW ORLEANS

Our Mission:
To drive regional economic prosperity by maximizing the flow of international trade and commerce as a modern gateway.

Our Vision:
Advancing global connections and infrastructure to exceed the needs of tomorrow.



CARGO

46%

58 direct ports of call and
450 transshipment connections



RAIL

31%

Unequaled intermodal connectivity



INDUSTRIAL
REAL ESTATE

1,000+

acres of industrial property



CRUISE

6th LARGEST

U.S. cruise port and
1.18 million passenger moves

Port NOLA Economic Impact By The Numbers

CREATING JOBS

PORT NOLA-BASED, DIRECT:

Including tenants and cruise passenger spending:



OUR JURISDICTION:

Jefferson, Orleans and St. Bernard Parishes.



STATE:



21,700 JOBS
\$4.3 BILLION OF OUTPUT

NATIONALLY:



119,510 U.S. JOBS
\$29.8 BILLION OF OUTPUT

\$74,000

average salary of Port NOLA tenant employees;

41% *higher than the local average*



REVVING UP REVENUES

Port NOLA stimulates new economic activity that generates substantial annual tax revenue for the local, state and federal governments.



\$1.9
BILLION
IN FEDERAL TAXES



\$76.8
MILLION
IN STATE TAXES



\$91.5
MILLION
IN LOCAL TAXES
for Port NOLA's
three-parish jurisdiction

CRUISING AHEAD

Cruise activity contributes to the thriving New Orleans tourism sector supporting local businesses.



\$129.1 **MILLION**
in new spending to
the regional economy
by passengers
and crew



\$125.2 **MILLION**
in local spending
by the cruise lines



75%
of passengers
make local
purchases



73%
of cruise passengers
spend the night in NOLA
before or after their cruise



Cruise passengers
generate
306,000
hotel room nights



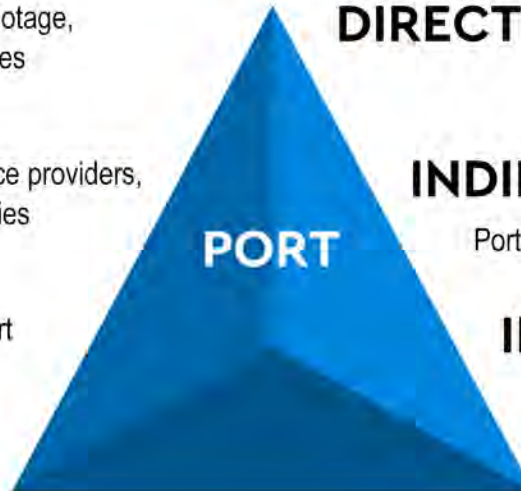
90%
of passengers
from out of state

Port NOLA Delivers at Every Skill Level

Dockage of ships, towing, pilotage,
cargo handling, logistics zones

Shippers, added value service providers,
logistics/distribution companies

Industries that supply the port
with goods and services
and incremental business



DIRECT

Port Services
Transport Services

INDIRECT

Port Users (Import & Export Firms)

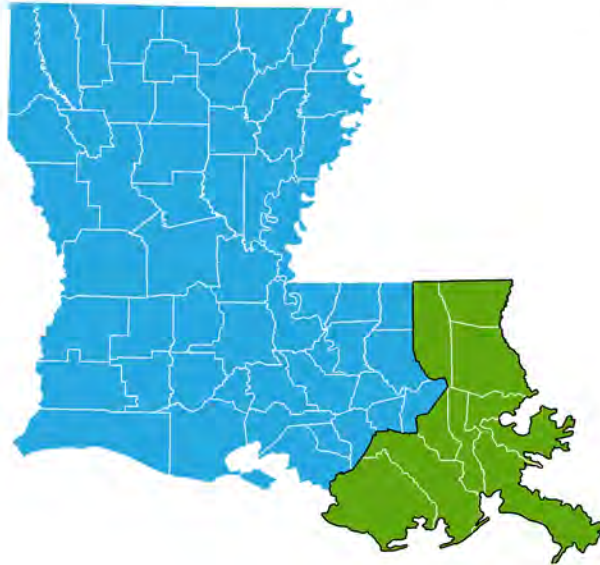
INDUCED

Economic Multipliers
Economic Opportunities



REGIONAL IMPACT:

Port NOLA New Orleans Metro Impacts



Top Area Shippers – Imports and Exports:

Argo Fine Imports	Baumer Foods	Bayer/Monsanto
Beads by the Dozen	Braid Logistics	DB Schenker
Cornerstone Chemical	Folgers Coffee	Pellerin Milnor
Southern Recycling Sales	Expeditors International	Galata Chemicals
Gaylord Chemical Corp.	Montimber International	John Deere
Gilscot-Guidroz International	Navivan Corp.	Panalpina Group
International Coffee Corp.	Plush Appeal LLC	Pool Corp.
Louisiana Pepper Exchange	Rely Foods Company	Triton Stone Group
Southern Glazer's Wine & Spirits	Tuscan Stone Imports	ED&F Man
Mallory Alexander International Logistics		
Missionary Expeditors & Cargo Logistics		

IMPORTS & EXPORTS:



REGIONAL IMPACT: Capital/River Parishes



Top Area Shippers – Imports and Exports:

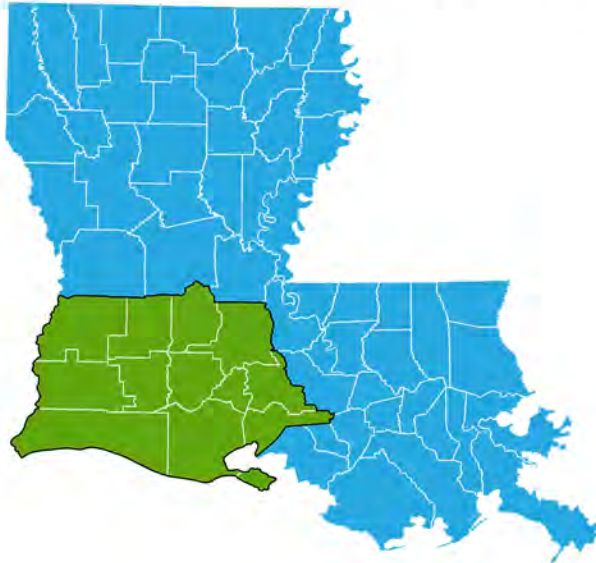
Honeywell	Dow Chemical
Lewco Specialty Products	Randa Accessories
Smitty's Supply Inc.	Huntsman Corp.
BASF	MDS Stone Imports
Community Coffee Company	Denka Company
ExxonMobil	Lion Elastomers
Shintech	Formosa Plastics
Bercen Inc.	Syngenta
SE Tylose	Air Liquide America Corp.

IMPORTS & EXPORTS:





REGIONAL IMPACT: Southwest Louisiana (Acadiana)



Top Area Shippers – Imports and Exports:

AmeriGlobe LLC	DC Flynt MW Selections
Farmers Rice Milling Co.	Home Furniture Co.
Rosenberger Site Solutions	Supreme Rice
Westlake Chemical	Cabot Corporation
Fairco Inc.	Haliburton Company
McIlhenny Company	Sasol
WestRock Company	Zagis USA

IMPORTS & EXPORTS:



OIL FIELD
SUPPLIES



FLEXI
TANKS



PEPPER MASH
(Hot Sauce)



WINE
& SPIRITS



ELECTRICAL
SUPPLIES



CHEMICALS



RICE



FURNITURE

REGIONAL IMPACT: North Louisiana



Top Area Shippers – Imports and Exports:

AOSS Medical Supply	Benteler Steel
Franke Group Kitchen Systems	Graphic Packaging International
Husqvarna Group	Luv n'care Ltd.
Omni Industrial Solutions	Bulk-Pack Inc.
Garan Manufacturing	Navistar Inc.
Ivan Smith Furniture	Almond Brothers Lumber Company
RoyOMartin	

IMPORTS & EXPORTS:



Port NOLA Forward: Exceeding the Needs of Tomorrow



In 2018, Port NOLA adopted a strategic master plan, Port NOLA Forward, that outlines a bold vision and actionable framework to capitalize on our competitive advantages and strengthen the Port NOLA gateway, ensuring economic benefits that span our jurisdiction and throughout Louisiana.

Freight-based Economic Development is an inclusive model for our business and multimodal water, rail and road assets. New Orleans' growth will come from attracting freight-based industries such as distribution and logistics centers and companies providing seamless logistics solutions.



- **Building and maintaining efficient infrastructure:** As a public agency and landlord port, we recognize that infrastructure investment decisions today will fuel future economic growth for decades, potentially generations.
- **Cross-jurisdictional collaboration:** The crux of this plan is broad, active engagement throughout the jurisdiction, all business sectors and our economic development partners.
- **Growing freight-based industry:** We must work with our partners to attract freight-based industries like distribution and fulfillment operations, transloading, processing and manufacturing among others to drive cargo balance and job creation.
- **Supply chain-ready workforce:** Educational and industry partners can help ensure we have a prepared workforce and also help train for needed skills to meet needs now and into the future.
- **Public and private investments:** The scale of necessary infrastructure investment will require external funding beyond state and federal grants. Public/private partner ships and joint ventures will be key.

PORT NOLA TRI-PARISH JURISDICTION



1350 Port of New Orleans Place
New Orleans, Louisiana 70130



NewOrleansPort



PortNOLA



PortofNOLA



@PortNOLA



Port of New Orleans

portnola.com